



AREAS	ROOM DIMENSIONS	SQUARE FEET	CEILING HEIGHT	BANQUET STYLE CAPACITY	THEATER STYLE CAPACITY	CLASSROOM STYLE CAPACITY	WEDDING RECEPTION CAPACITY	10' X 10' EXHIBIT CAPACITY
Special Events Room 1	112' x 48'	5,376	12'	400	550	200	300	
Special Events Room 2	100' X 52'	5,200	12'	300	500	160	200	
Special Events Room 3	65' x 38'	2,470	12'	200	200	120	160	
Grand Ballroom (SE 1, 2, 3)		13,046	12'	1,000	1,300	480	800	63
Special Events Room 4	50' X 80'	4,000	12'	300	250	80	200	
Special Events Room 5	50' X 80'	4,000	12'	340	380	100	250	
Special Events Room 6	35' X 50'	1,750	12'	140	100	50		
Special Events Room 7	35' X 122'	4,270	12'	300	450	80		
Ballroom North (SE 4, 5, 6, 7)		14,020	12'	750	1,200	230	500	67
Exhibition Hall (Entire Facility)								135
Conference Room 1	12' X 23'	276	12'	10	25	9		
Conference Room 2 (Board Room)	12' X 28'	336	12'			20		
Crystal Room	33' X 26'	858	12'	40	50	16		
Garden Room	59' x 24'	1,416	12'	80			80	


THEATER STYLE



THEATER STYLE V-SHAPE




U-SHAPE




BOARDROOM STYLE




HOLLOW SQUARE




CLASSROOM STYLE



CLASSROOM STYLE V-SHAPE



BANQUET STYLE



CRESCENT ROUND

